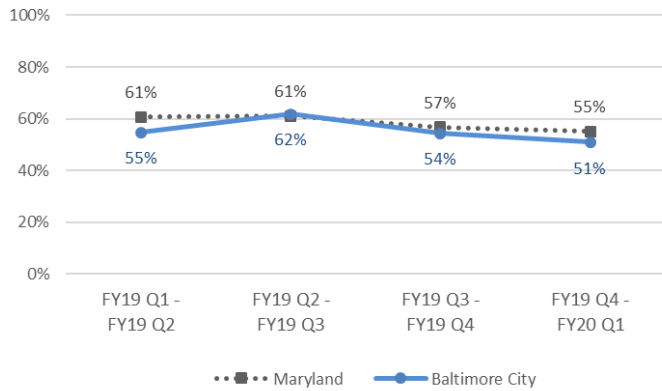


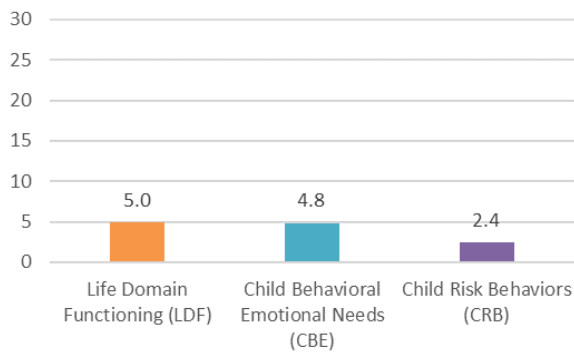
Figure 1. Quarterly Compliance



FY19 Q4-FY20 Q1 Compliance Numbers

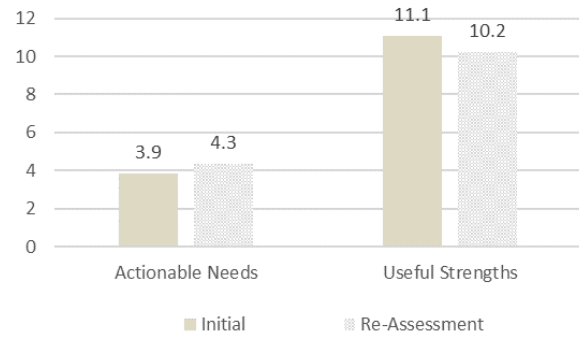
	# of Youth with Completed CANS	# of Youth with CANS Required
Maryland	1685	3074
Baltimore City	585	1150

Figure 2. Average Section Scores*



*Scores range from 0-30. Higher scores indicate more needs.

Figure 3. Average # of Actionable Needs/Useful Strengths*



*Actionable needs range from 0-40 and include LDF, CBE, and CRB sections; Useful strengths range from 0-15.

Figure 4. Percent of Youth with Actionable Needs from LDF, CBE, CRB sections

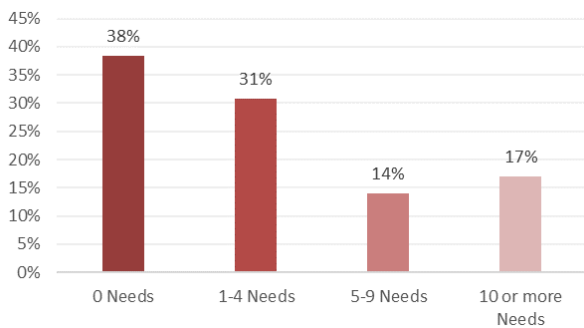


Figure 5. Percent of Youth with Useful Strengths

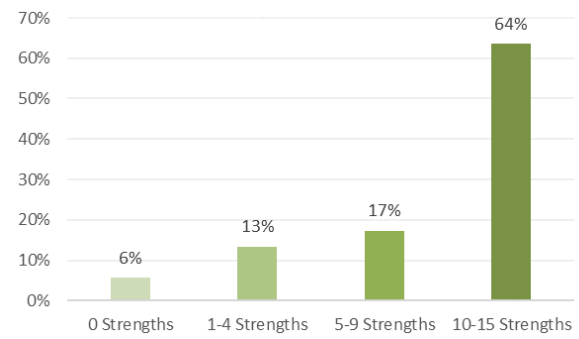


Figure 6. Change over Time in Actionable Needs from LDF, CBE, CRB sections (n=1365)

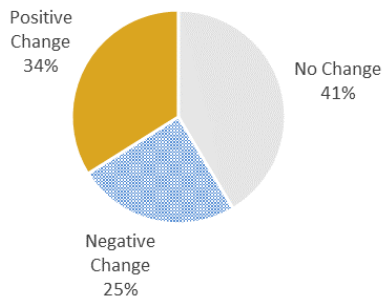


Figure 7. Change over Time in Useful Strengths (n=1365)

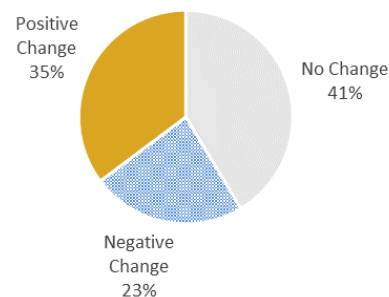


Figure 1: Compliance is calculated for a 6-month reporting period.

Figures 2-5: Data based on youths' most recent assessment from the last 6 months. (n=680)

Figure 6: Percentage of youth who experienced positive change (needs decreased), negative change (needs increased), or no change in needs between their earliest assessment to the most recent assessment. Data based on youth served in the last 2 years.

Figure 7: Percentage of youth who experienced positive change (strengths increased), negative change (strengths decreased), or no change in strengths between their earliest assessment to the most recent assessment. Data based on youth served in the last 2 years.

Percentage of Youth with Actionable Needs/Useful Strengths* on MD-CANS Items

Data based on youths' most recent assessment completed in the past 6 months. Sample size varies for each item; overall there were 680 youth.

Figure 8. Life Domain Functioning Needs

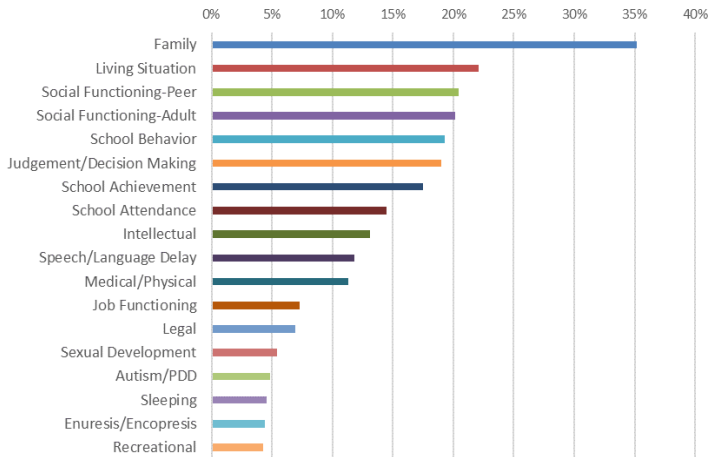


Figure 9. Child and Environmental Strengths

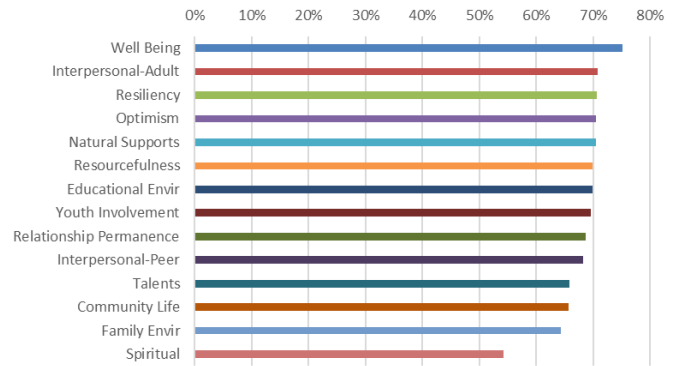


Figure 10. Child Risk Behaviors

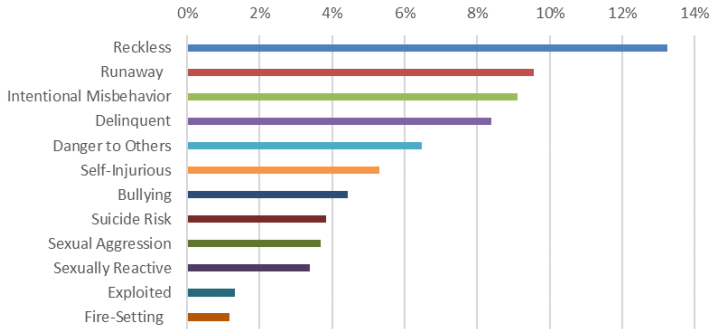


Figure 11. Child Behavioral/Emotional Needs

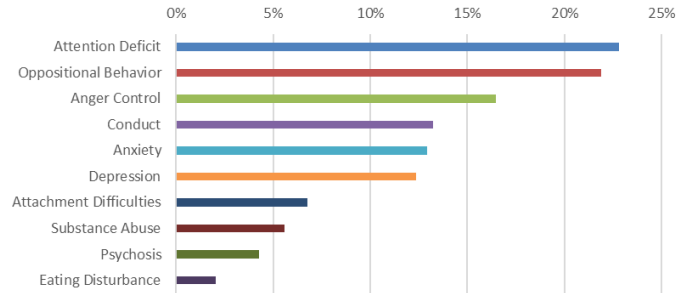


Figure 12. Trauma Experiences

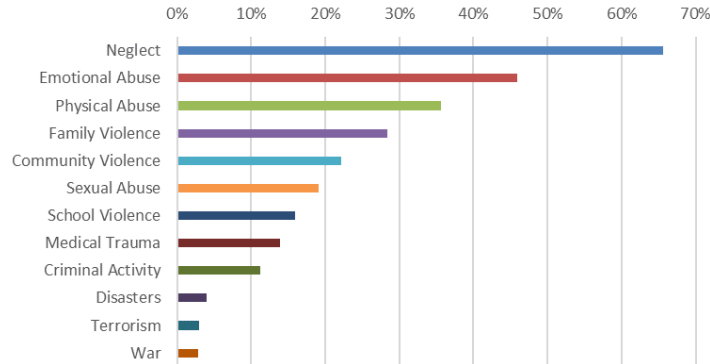


Figure 13. Trauma Stress Symptoms

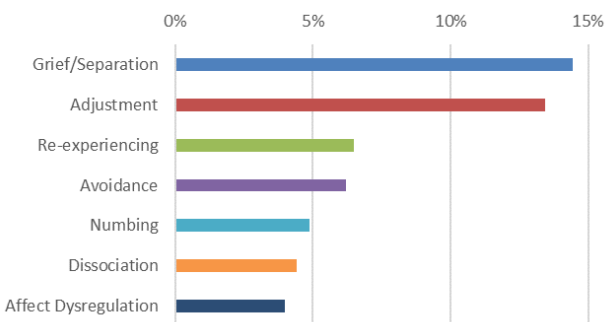


Figure 14. Acculturation

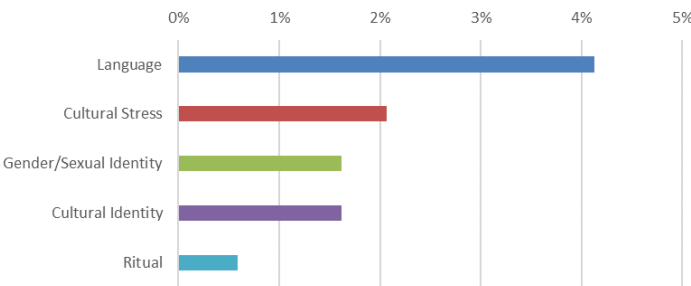
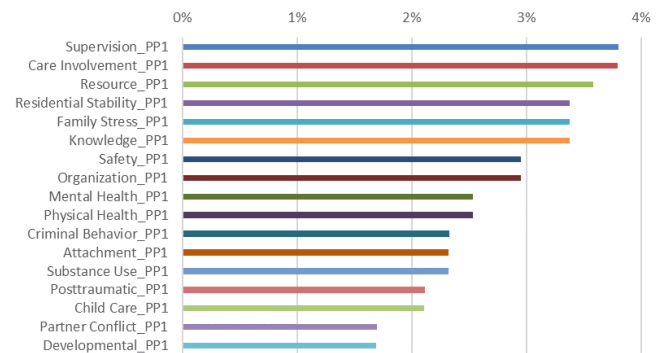


Figure 15. Permanency Plan 1 Caregiver Needs & Strengths (n=474)



*Actionable need is a rating of 2-3; Useful strength is a rating of 0-1; Trauma experience is a rating of 1-3.